

Comfort Calc

Manual J Heat Loss, Seminars, Jobsite Assistance

Your Information

Name _____

Address _____

City _____

State _____ Zip Code _____

Home Phone # _____ Email Address _____

Mail completed forms to:

Comfort - Calc

508 Brighton Place

Mechanicsburg, Pa. 17055

E-mail Comfort-Calc@usa.com

The information will be processed normally within 3 business days and the results returned to you by e-mail, or regular mail. Remember, our accuracy depends on your accuracy.

A rough sketch of the perimeter of the home and location of rooms is very helpful. Measurements on drawing not required. It is helpful just to see a layout per floor showing direction. Exterior photo's is good idea for reference of exposed walls.

Thank you for doing business with Comfort-Calc.

Required Information:

Construction of home: brick/stone/block aluminum /vinyl siding asbestos siding other _____

Does the home have a basement, crawl space or on a concrete slab? _____

Is the basement heated? _____ Basement heated by central heat system? _____

Approximate age of home _____yrs.

Is your roof light or dark? _____

Does the kitchen have an exhaust fan? _____ Does the roof have a ridge vent or power attic fan? _____ (Not Full house fan)

Do the bathrooms have exhaust fans? If so which bathrooms? _____

How many heating thermostats are in your house? _____ What is the highest thermostst setting? _____ Lowest Setting _____

What is the primary heat source now? _____

Do you get your domestic hot water for showers, baths and sinks from your present heating system?

Optional Questions:

Manufacturer of heating equipment _____

Model # of heating equipment _____

Age of equipment (if known) _____

BTU size of old heating equipment _____ Is this rating

Additional Notes:

Double check that all paperwork is filled out properly. (I have received a few lately missing a few room sizes recently)

Is all your information accurate Your accuracy improves our accuracy?

If there are any questions please call or e-mail us at 717-877-9738 or comfort-calc@usa.com

Digital picture: of the home will help resolve many questions when looking at exterior walls calculating heat loss. Include direction of the wlls please.

Instruction for filling out the forms (the numbers coincide with numbers on forms)

- (1) Name each room. Use drop-down box or type in your own room name
- (2) Measure room length and width of all rooms heated or not. **Don't** forget the hallways and closets. You can enter info in feet & inches or all inches. No metric please.
- (3) Ceiling height. If a cathedral ceiling give low point and high point and average. EX: 8 ft low and 12 ft high. $12+8=20$ Divide by 2 = 10'
- (4) Heated room above would be a heated room not an unheated attic. Remember some of this ceiling may be exposed to an unheated area of the second floor. We need to know how much of the ceiling if any is exposed to an unheated part of the second floor. See drawings on pages 18 & 19.
- (5) Ceiling insulation in inches or "R" value. EX: R19 or 6"
- (6) Is there a skylight?: Yes or No. Guess at angle of 30, 45 or 60 degrees roof pitch.
- (7) Glass type for skylight choose proper dropdown.
- (8) Wall construction, use dropdown or enter a different construction
- (9) Sidewall insulation in inches or "R" value.
- (10) When measuring a basement area enter the amount of wall exposed above ground level for each wall.
- (11) A fireplace in this room : Yes or No.
- (12) Exterior door size: Width and height. Use feet and inches or just inches
- (13) Door construction. Note: Exterior doors only
- (14) Size of glass in door and proper construction If multiple frames measure overall size not each pane.
- (15) Direction of window in door: N,S,E, or W So I know what wall it is located in.
- (16) Window cover: Choose proper cover on windows and door windows.
- (17) Storm door: Yes or No.
- (18) Glass windows in storm door Circle Yes / No
- (19) Exterior wall direction N,S,E,W or a variation thereof, length and height. It is possible the exposed wall may be different than the room sizes. It could be a partial exposure. Part of that wall could be covered by another room. State whether it is exposed to the outside elements with an "E" or unconditioned "U" which would not be exposed to the elements but not a fully heated area. It could be exposed to a garage or closed in porch area. Use Feet & Inches 12'6" or all inches. See drawing on last page of this file.
- (20) Windows: Length and width, direction and quantity. Choose proper window type & direction.
- (21) Floor: heated below Yes or No. Place "X" in carpeted or other.
- (22) List floor insulation as thickness or R-values.
Do not list interior walls on work sheet! Only exterior walls and unconditioned walls

Note – Do not use for a steam system

(1) Room Name _____ What level is this room on? _____

(2) Room Size _____ X _____ (3) Ceiling Height _____ (If cathedral average height)

Ceiling Information

(4) Is a heated room above? _____ If yes, does it cover this ceiling completely? _____ If **not** how much of this ceiling is exposed to attic _____ X _____ **Note:** Some homes the second floor rooms do not cover the first floor rooms completely.

For example a Cape Cod. See attached drawing.

(5) How much ceiling insulation? _____ (If heated above use an X)

(6) Is there a skylight? _____ If yes, approximate angle _____ Degrees Size _____ X _____

(7) Skylight Glass Type _____ Skylight Construction _____

Wall Information

(8) Wall Construction _____

(9) Side Wall Insulation R-Value _____ or thickness _____ " Exterior Insulation _____

(10) If room is in a basement what is the amount of wall exposure above grade _____ (11) Have fireplace? _____

(12) Exterior Door size: _____ " X _____ " Door Type _____

Fireplace Info _____

(14) Size of Door glass: _____ " Door Windows _____

(15) Direction _____ (16) Window Covering _____

(17) Storm Door _____ (18) Are there windows in the storm door? _____

(18) Exposed Walls:

Direction	Length	Unconditiond or Exposed
_____	_____	_____
_____	_____	_____
_____	_____	_____
_____	_____	_____

(19) Windows:	Direction	Qty	Construction	Glass	Window Frame Construction
_____ X _____	_____	_____	Construction _____	Glass _____	_____
_____ X _____	_____	_____	Construction _____	Glass _____	_____
_____ X _____	_____	_____	Construction _____	Glass _____	_____
_____ X _____	_____	_____	Construction _____	Glass _____	_____

Floor Information

(20) Floor: Heated below? _____ Carpeted Other Amount of floor insulation R-Value _____ or Thickness _____ "

Slab on grade Information: Total exposed edge total length for this room _____ Edge insulation R-value _____

(1) Room Name _____ What level is this room on? _____

(2) Room Size _____ X _____ (3) Ceiling Height _____ (If cathedral average height)

Ceiling Information

(4) Is a heated room above? _____ If yes, does it cover this ceiling completely? _____ If **not** how much of this ceiling is exposed to attic _____ X _____ **Note:** Some homes the second floor rooms do not cover the first floor rooms completely. For example a Cape Cod. See attached drawing.

(5) How much ceiling insulation? _____ (If heated above use an X)

(6) Is there a skylight? _____ If yes, approximate angle _____ Degrees Size _____ X _____

(7) Skylight Glass Type _____ Skylight Construction _____

Wall Information

(8) Wall Construction _____

(9) Side Wall Insulation R-Value _____ or thickness _____ " Exterior Insulation _____

(10) If room is in a basement what is the amount of wall exposure above grade _____ (11) Have fireplace? _____

(12) Exterior Door size: _____ " X _____ " Door Type _____ Fireplace Info _____

(14) Size of Door glass: _____ " Door Windows _____

(15) Direction _____ (16) Window Covering _____

(17) Storm Door _____ (18) Are there windows in the storm door? _____

(18) Exposed Walls:

Direction	Length	Unconditiond or Exposed
_____	_____	_____
_____	_____	_____
_____	_____	_____
_____	_____	_____

(19) Windows:	Direction	Qty	Construction	Glass	Window Frame Construction
_____ X _____	_____	_____	Construction _____	Glass _____	_____
_____ X _____	_____	_____	Construction _____	Glass _____	_____
_____ X _____	_____	_____	Construction _____	Glass _____	_____
_____ X _____	_____	_____	Construction _____	Glass _____	_____

Floor Information

(20) Floor: Heated below? _____ Carpeted Other Amount of floor insulation R-Value _____ or Thickness _____ "

Slab on grade Information: Total exposed edge total length for this room _____ Edge insulation R-value _____

(1) Room Name _____ What level is this room on? _____

(2) Room Size _____ X _____ (3) Ceiling Height _____ (If cathedral average height)

Ceiling Information

(4) Is a heated room above? _____ If yes, does it cover this ceiling completely? _____ If **not** how much of this ceiling is exposed to attic _____ X _____ **Note:** Some homes the second floor rooms do not cover the first floor rooms completely.

For example a Cape Cod. See attached drawing.

(5) How much ceiling insulation? _____ (If heated above use an X)

(6) Is there a skylight? _____ If yes, approximate angle _____ Degrees Size _____ X _____

(7) Skylight Glass Type _____ Skylight Construction _____

Wall Information

(8) Wall Construction _____

(9) Side Wall Insulation R-Value _____ or thickness _____ " Exterior Insulation _____

(10) If room is in a basement what is the amount of wall exposure above grade _____ (11) Have fireplace? _____

(12) Exterior Door size: _____ " X _____ " Door Type _____

Fireplace Info _____

(14) Size of Door glass: _____ " Door Windows _____

(15) Direction _____ (16) Window Covering _____

(17) Storm Door _____ (18) Are there windows in the storm door? _____

(18) Exposed Walls:

Direction	Length	Unconditiond or Exposed
_____	_____	_____
_____	_____	_____
_____	_____	_____
_____	_____	_____

(19) Windows:

Direction

Qty

Window Frame Construction

_____ X _____	_____	_____	Construction _____	Glass _____	_____
_____ X _____	_____	_____	Construction _____	Glass _____	_____
_____ X _____	_____	_____	Construction _____	Glass _____	_____
_____ X _____	_____	_____	Construction _____	Glass _____	_____

Floor Information

(20) Floor: Heated below? _____ Carpeted Other Amount of floor insulation R-Value _____ or Thickness _____ "

Slab on grade Information: Total exposed edge total length for this room _____ Edge insulation R-value _____

(1)Room Name _____ What level is this room on? _____

(2)Room Size _____ X _____ (3)Ceiling Height _____ (If cathedral average height)

Ceiling Information

(4)Is a heated room above? _____ If yes, does it cover this ceiling completely? _____ If **not** how much of this ceiling is exposed to attic _____ X _____ **Note:** Some homes the second floor rooms do not cover the first floor rooms completely.

For example a Cape Cod. See attached drawing.

(5)How much ceiling insulation? _____ (If heated above use an X)

(6)Is there a skylight? _____ If yes, approximate angle _____ Degrees Size _____ X _____

(7)Skylight Glass Type _____ Skylight Construction _____

Wall Information

(8)Wall Construction _____

(9)Side Wall Insulation R-Value _____ or thickness _____ " Exterior Insulation _____

(10)If room is in a basement what is the amount of wall exposure above grade _____ (11)Have fireplace? _____

(12)Exterior Door size: _____ " X _____ " Door Type _____

Fireplace Info _____

(14)Size of Door glass: _____ " Door Windows _____

(15)Direction _____ (16) Window Covering _____

(17) Storm Door _____ (18) Are there windows in the storm door? _____

(18)Exposed Walls:

Direction	Length	Unconditiond or Exposed
_____	_____	_____
_____	_____	_____
_____	_____	_____
_____	_____	_____

(19)Windows:	Direction	Qty	Construction	Glass	Window Frame Construction
_____ X _____	_____	_____	_____	_____	_____
_____ X _____	_____	_____	_____	_____	_____
_____ X _____	_____	_____	_____	_____	_____
_____ X _____	_____	_____	_____	_____	_____

Floor Information

20)Floor: Heated below? _____ Carpeted Other Amount of floor insulation R-Value _____ or Thickness _____ "

Slab on grade Information: Total exposed edge total length for this room _____ Edge insulation R-value _____

(1) Room Name _____ What level is this room on? _____

(2) Room Size _____ X _____ (3) Ceiling Height _____ (If cathedral average height)

Ceiling Information

(4) Is a heated room above? _____ If yes, does it cover this ceiling completely? _____ If **not** how much of this ceiling is exposed to attic _____ X _____ **Note:** Some homes the second floor rooms do not cover the first floor rooms completely.

For example a Cape Cod. See attached drawing.

(5) How much ceiling insulation? _____ (If heated above use an X)

(6) Is there a skylight? _____ If yes, approximate angle _____ Degrees Size _____ X _____

(7) Skylight Glass Type _____ Skylight Construction _____

Wall Information

(8) Wall Construction _____

(9) Side Wall Insulation R-Value _____ or thickness _____ " Exterior Insulation _____

(10) If room is in a basement what is the amount of wall exposure above grade _____ (11) Have fireplace? _____

(12) Exterior Door size: _____ " X _____ " Door Type _____

Fireplace Info _____

(14) Size of Door glass: _____ " Door Windows _____

(15) Direction _____ (16) Window Covering _____

(17) Storm Door _____ (18) Are there windows in the storm door? _____

(18) Exposed Walls:

Direction	Length	Unconditiond or Exposed
_____	_____	_____
_____	_____	_____
_____	_____	_____
_____	_____	_____

(19) Windows:

Direction

Qty

Window Frame Construction

_____ X _____	_____	_____	Construction _____	Glass _____	Window Frame Construction _____
_____ X _____	_____	_____	Construction _____	Glass _____	_____
_____ X _____	_____	_____	Construction _____	Glass _____	_____
_____ X _____	_____	_____	Construction _____	Glass _____	_____

Floor Information

(20) Floor: Heated below? _____ Carpeted Other Amount of floor insulation R-Value _____ or Thickness _____ "

Slab on grade Information: Total exposed edge total length for this room _____ Edge insulation R-value _____

(1)Room Name _____ What level is this room on? _____

(2)Room Size _____ X _____ (3)Ceiling Height _____ (If cathedral average height)

Ceiling Information

(4)Is a heated room above? _____ If yes, does it cover this ceiling completely? _____ If **not** how much of this ceiling is exposed to attic _____ X _____ **Note:** Some homes the second floor rooms do not cover the first floor rooms completely.

For example a Cape Cod. See attached drawing.

(5)How much ceiling insulation? _____ (If heated above use an X)

(6)Is there a skylight? _____ If yes, approximate angle _____ Degrees Size _____ X _____

(7)Skylight Glass Type _____ Skylight Construction _____

Wall Information

(8)Wall Construction _____

(9)Side Wall Insulation R-Value _____ or thickness _____ " Exterior Insulation _____

(10)If room is in a basement what is the amount of wall exposure above grade _____ (11)Have fireplace? _____

(12)Exterior Door size: _____ " X _____ " Door Type _____ Fireplace Info _____

(14)Size of Door glass: _____ " Door Windows _____

(15)Direction _____ (16) Window Covering _____

(17) Storm Door _____ (18) Are there windows in the storm door? _____

(18)Exposed Walls:

Direction	Length	Unconditiond or Exposed
_____	_____	_____
_____	_____	_____
_____	_____	_____
_____	_____	_____

(19)Windows:	Direction	Qty	Construction	Glass	Window Frame Construction
_____ X _____	_____	_____	_____	_____	_____
_____ X _____	_____	_____	_____	_____	_____
_____ X _____	_____	_____	_____	_____	_____
_____ X _____	_____	_____	_____	_____	_____

Floor Information

20)Floor: Heated below? _____ Carpeted Other Amount of floor insulation R-Value _____ or Thickness _____ "

Slab on grade Information: Total exposed edge total length for this room _____ Edge insulation R-value _____

(1) Room Name _____ What level is this room on? _____

(2) Room Size _____ X _____ (3) Ceiling Height _____ (If cathedral average height)

Ceiling Information

(4) Is a heated room above? _____ If yes, does it cover this ceiling completely? _____ If **not** how much of this ceiling is exposed to attic _____ X _____ **Note:** Some homes the second floor rooms do not cover the first floor rooms completely. For example a Cape Cod. See attached drawing.

(5) How much ceiling insulation? _____ (If heated above use an X)

(6) Is there a skylight? _____ If yes, approximate angle _____ Degrees Size _____ X _____

(7) Skylight Glass Type _____ Skylight Construction _____

Wall Information

(8) Wall Construction _____

(9) Side Wall Insulation R-Value _____ or thickness _____ " Exterior Insulation _____

(10) If room is in a basement what is the amount of wall exposure above grade _____ (11) Have fireplace? _____

(12) Exterior Door size: _____ " X _____ " Door Type _____ Fireplace Info _____

(14) Size of Door glass: _____ " Door Windows _____

(15) Direction _____ (16) Window Covering _____

(17) Storm Door _____ (18) Are there windows in the storm door? _____

(18) Exposed Walls:

Direction	Length	Unconditiond or Exposed
_____	_____	_____
_____	_____	_____
_____	_____	_____
_____	_____	_____

(19) Windows:	Direction	Qty	Construction	Glass	Window Frame Construction
_____ X _____	_____	_____	Construction _____	Glass _____	_____
_____ X _____	_____	_____	Construction _____	Glass _____	_____
_____ X _____	_____	_____	Construction _____	Glass _____	_____
_____ X _____	_____	_____	Construction _____	Glass _____	_____

Floor Information

(20) Floor: Heated below? _____ Carpeted Other Amount of floor insulation R-Value _____ or Thickness _____ "

Slab on grade Information: Total exposed edge total length for this room _____ Edge insulation R-value _____

(1) Room Name _____ What level is this room on? _____

(2) Room Size _____ X _____ (3) Ceiling Height _____ (If cathedral average height)

Ceiling Information

(4) Is a heated room above? _____ If yes, does it cover this ceiling completely? _____ If **not** how much of this ceiling is exposed to attic _____ X _____ **Note:** Some homes the second floor rooms do not cover the first floor rooms completely.

For example a Cape Cod. See attached drawing.

(5) How much ceiling insulation? _____ (If heated above use an X)

(6) Is there a skylight? _____ If yes, approximate angle _____ Degrees Size _____ X _____

(7) Skylight Glass Type _____ Skylight Construction _____

Wall Information

(8) Wall Construction _____

(9) Side Wall Insulation R-Value _____ or thickness _____ " Exterior Insulation _____

(10) If room is in a basement what is the amount of wall exposure above grade _____ (11) Have fireplace? _____

(12) Exterior Door size: _____ " X _____ " Door Type _____

Fireplace Info _____

(14) Size of Door glass: _____ " Door Windows _____

(15) Direction _____ (16) Window Covering _____

(17) Storm Door _____ (18) Are there windows in the storm door? _____

(18) Exposed Walls:

Direction	Length	Unconditiond or Exposed
_____	_____	_____
_____	_____	_____
_____	_____	_____
_____	_____	_____

(19) Windows:	Direction	Qty	Construction	Glass	Window Frame Construction
_____ X _____	_____	_____	Construction _____	Glass _____	_____
_____ X _____	_____	_____	Construction _____	Glass _____	_____
_____ X _____	_____	_____	Construction _____	Glass _____	_____
_____ X _____	_____	_____	Construction _____	Glass _____	_____

Floor Information

(20) Floor: Heated below? _____ Carpeted Other Amount of floor insulation R-Value _____ or Thickness _____ "

Slab on grade Information: Total exposed edge total length for this room _____ Edge insulation R-value _____

(1) Room Name _____ What level is this room on? _____

(2) Room Size _____ X _____ (3) Ceiling Height _____ (If cathedral average height)

Ceiling Information

(4) Is a heated room above? _____ If yes, does it cover this ceiling completely? _____ If **not** how much of this ceiling is exposed to attic _____ X _____ **Note:** Some homes the second floor rooms do not cover the first floor rooms completely.

For example a Cape Cod. See attached drawing.

(5) How much ceiling insulation? _____ (If heated above use an X)

(6) Is there a skylight? _____ If yes, approximate angle _____ Degrees Size _____ X _____

(7) Skylight Glass Type _____ Skylight Construction _____

Wall Information

(8) Wall Construction _____

(9) Side Wall Insulation R-Value _____ or thickness _____ " Exterior Insulation _____

(10) If room is in a basement what is the amount of wall exposure above grade _____ (11) Have fireplace? _____

(12) Exterior Door size: _____ " X _____ " Door Type _____

Fireplace Info _____

(14) Size of Door glass: _____ " Door Windows _____

(15) Direction _____ (16) Window Covering _____

(17) Storm Door _____ (18) Are there windows in the storm door? _____

(18) Exposed Walls:

Direction	Length	Unconditiond or Exposed
_____	_____	_____
_____	_____	_____
_____	_____	_____
_____	_____	_____

(19) Windows:	Direction	Qty	Construction	Glass	Window Frame Construction
_____ X _____	_____	_____	Construction _____	Glass _____	_____
_____ X _____	_____	_____	Construction _____	Glass _____	_____
_____ X _____	_____	_____	Construction _____	Glass _____	_____
_____ X _____	_____	_____	Construction _____	Glass _____	_____

Floor Information

(20) Floor: Heated below? _____ Carpeted Other Amount of floor insulation R-Value _____ or Thickness _____ "

Slab on grade Information: Total exposed edge total length for this room _____ Edge insulation R-value _____

(1)Room Name _____ What level is this room on? _____

(2)Room Size _____ X _____ (3)Ceiling Height _____ (If cathedral average height)

Ceiling Information

(4)Is a heated room above? _____ If yes, does it cover this ceiling completely? _____ If **not** how much of this ceiling is exposed to attic _____ X _____ **Note:** Some homes the second floor rooms do not cover the first floor rooms completely. For example a Cape Cod. See attached drawing.

(5)How much ceiling insulation? _____ (If heated above use an X)

(6)Is there a skylight? _____ If yes, approximate angle _____ Degrees Size _____ X _____

(7)Skylight Glass Type _____ Skylight Construction _____

Wall Information

(8)Wall Construction _____

(9)Side Wall Insulation R-Value _____ or thickness _____ " Exterior Insulation _____

(10)If room is in a basement what is the amount of wall exposure above grade _____ (11)Have fireplace? _____

(12)Exterior Door size: _____ " X _____ " Door Type _____

Fireplace Info _____

(14)Size of Door glass: _____ " Door Windows _____

(15)Direction _____ (16) Window Covering _____

(17) Storm Door _____ (18) Are there windows in the storm door? _____

(18)Exposed Walls:

Direction	Length	Unconditiond or Exposed
_____	_____	_____
_____	_____	_____
_____	_____	_____
_____	_____	_____

(19)Windows:

Direction	Qty	Construction	Glass	Window Frame Construction
_____ X _____	_____	_____	_____	_____
_____ X _____	_____	_____	_____	_____
_____ X _____	_____	_____	_____	_____
_____ X _____	_____	_____	_____	_____

Floor Information

(20)Floor: Heated below? _____ Carpeted Other Amount of floor insulation R-Value _____ or Thickness _____ "

Slab on grade Information: Total exposed edge total length for this room _____ Edge insulation R-value _____

(1)Room Name _____ What level is this room on? _____

(2)Room Size _____ X _____ (3)Ceiling Height _____ (If cathedral average height)

Ceiling Information

(4)Is a heated room above? _____ If yes, does it cover this ceiling completely? _____ If **not** how much of this ceiling is exposed to attic _____ X _____ **Note:** Some homes the second floor rooms do not cover the first floor rooms completely. For example a Cape Cod. See attached drawing.

(5)How much ceiling insulation? _____ (If heated above use an X)

(6)Is there a skylight? _____ If yes, approximate angle _____ Degrees Size _____ X _____

(7)Skylight Glass Type _____ Skylight Construction _____

Wall Information

(8)Wall Construction _____

(9)Side Wall Insulation R-Value _____ or thickness _____ " Exterior Insulation _____

(10)If room is in a basement what is the amount of wall exposure above grade _____ (11)Have fireplace? _____

(12)Exterior Door size: _____ " X _____ " Door Type _____

Fireplace Info _____

(14)Size of Door glass: _____ " Door Windows _____

(15)Direction _____ (16) Window Covering _____

(17) Storm Door _____ (18) Are there windows in the storm door? _____

(18)Exposed Walls:

Direction	Length	Unconditiond or Exposed
_____	_____	_____
_____	_____	_____
_____	_____	_____
_____	_____	_____

(19)Windows:

Direction	Qty	Construction	Glass	Window Frame Construction
_____ X _____	_____	_____	_____	_____
_____ X _____	_____	_____	_____	_____
_____ X _____	_____	_____	_____	_____
_____ X _____	_____	_____	_____	_____

Floor Information

20)Floor: Heated below? _____ Carpeted Other Amount of floor insulation R-Value _____ or Thickness _____ "

Slab on grade Information: Total exposed edge total length for this room _____ Edge insulation R-value _____

(1)Room Name _____ What level is this room on? _____

(2)Room Size _____ X _____ (3)Ceiling Height _____ (If cathedral average height)

Ceiling Information

(4)Is a heated room above? _____ If yes, does it cover this ceiling completely? _____ If **not** how much of this ceiling is exposed to attic _____ X _____ **Note:** Some homes the second floor rooms do not cover the first floor rooms completely. For example a Cape Cod. See attached drawing.

(5)How much ceiling insulation? _____ (If heated above use an X)

(6)Is there a skylight? _____ If yes, approximate angle _____ Degrees Size _____ X _____

(7)Skylight Glass Type _____ Skylight Construction _____

Wall Information

(8)Wall Construction _____

(9)Side Wall Insulation R-Value _____ or thickness _____ " Exterior Insulation _____

(10)If room is in a basement what is the amount of wall exposure above grade _____ (11)Have fireplace? _____

(12)Exterior Door size: _____ " X _____ " Door Type _____

Fireplace Info _____

(14)Size of Door glass: _____ " Door Windows _____

(15)Direction _____ (16) Window Covering _____

(17) Storm Door _____ (18) Are there windows in the storm door? _____

(18)Exposed Walls:

Direction	Length	Unconditiond or Exposed
_____	_____	_____
_____	_____	_____
_____	_____	_____
_____	_____	_____

(19)Windows:

Direction	Qty	Construction	Glass	Window Frame Construction
_____ X _____	_____	_____	_____	_____
_____ X _____	_____	_____	_____	_____
_____ X _____	_____	_____	_____	_____
_____ X _____	_____	_____	_____	_____

Floor Information

(20)Floor: Heated below? _____ Carpeted Other Amount of floor insulation R-Value _____ or Thickness _____ "

Slab on grade Information: Total exposed edge total length for this room _____ Edge insulation R-value _____

(1) Room Name _____ What level is this room on? _____

(2) Room Size _____ X _____ (3) Ceiling Height _____ (If cathedral average height)

Ceiling Information

(4) Is a heated room above? _____ If yes, does it cover this ceiling completely? _____ If **not** how much of this ceiling is exposed to attic _____ X _____ **Note:** Some homes the second floor rooms do not cover the first floor rooms completely. For example a Cape Cod. See attached drawing.

(5) How much ceiling insulation? _____ (If heated above use an X)

(6) Is there a skylight? _____ If yes, approximate angle _____ Degrees Size _____ X _____

(7) Skylight Glass Type _____ Skylight Construction _____

Wall Information

(8) Wall Construction _____

(9) Side Wall Insulation R-Value _____ or thickness _____ " Exterior Insulation _____

(10) If room is in a basement what is the amount of wall exposure above grade _____ (11) Have fireplace? _____

(12) Exterior Door size: _____ " X _____ " Door Type _____ Fireplace Info _____

(14) Size of Door glass: _____ " Door Windows _____

(15) Direction _____ (16) Window Covering _____

(17) Storm Door _____ (18) Are there windows in the storm door? _____

(18) Exposed Walls:

Direction	Length	Unconditiond or Exposed
_____	_____	_____
_____	_____	_____
_____	_____	_____
_____	_____	_____

(19) Windows:	Direction	Qty	Construction	Glass	Window Frame Construction
_____ X _____	_____	_____	_____	_____	_____
_____ X _____	_____	_____	_____	_____	_____
_____ X _____	_____	_____	_____	_____	_____
_____ X _____	_____	_____	_____	_____	_____

Floor Information

(20) Floor: Heated below? _____ Carpeted Other Amount of floor insulation R-Value _____ or Thickness _____ "

Slab on grade Information: Total exposed edge total length for this room _____ Edge insulation R-value _____

(1)Room Name _____ What level is this room on? _____

(2)Room Size _____ X _____ (3)Ceiling Height _____ (If cathedral average height)

Ceiling Information

(4)Is a heated room above? _____ If yes, does it cover this ceiling completely? _____ If **not** how much of this ceiling is exposed to attic _____ X _____ **Note:** Some homes the second floor rooms do not cover the first floor rooms completely. For example a Cape Cod. See attached drawing.

(5)How much ceiling insulation? _____ (If heated above use an X)

(6)Is there a skylight? _____ If yes, approximate angle _____ Degrees Size _____ X _____

(7)Skylight Glass Type _____ Skylight Construction _____

Wall Information

(8)Wall Construction _____

(9)Side Wall Insulation R-Value _____ or thickness _____ " Exterior Insulation _____

(10)If room is in a basement what is the amount of wall exposure above grade _____ (11)Have fireplace? _____

(12)Exterior Door size: _____ " X _____ " Door Type _____

Fireplace Info _____

(14)Size of Door glass: _____ " Door Windows _____

(15)Direction _____ (16) Window Covering _____

(17) Storm Door _____ (18) Are there windows in the storm door? _____

(18)Exposed Walls:

Direction	Length	Unconditiond or Exposed
_____	_____	_____
_____	_____	_____
_____	_____	_____
_____	_____	_____

(19)Windows:

Direction	Qty	Construction	Glass	Window Frame Construction
_____ X _____	_____	_____	_____	_____
_____ X _____	_____	_____	_____	_____
_____ X _____	_____	_____	_____	_____
_____ X _____	_____	_____	_____	_____

Floor Information

(20)Floor: Heated below? _____ Carpeted Other Amount of floor insulation R-Value _____ or Thickness _____ "

Slab on grade Information: Total exposed edge total length for this room _____ Edge insulation R-value _____

(1)Room Name _____ What level is this room on? _____

(2)Room Size _____ X _____ (3)Ceiling Height _____ (If cathedral average height)

Ceiling Information

(4)Is a heated room above? _____ If yes, does it cover this ceiling completely? _____ If **not** how much of this ceiling is exposed to attic _____ X _____ **Note:** Some homes the second floor rooms do not cover the first floor rooms completely. For example a Cape Cod. See attached drawing.

(5)How much ceiling insulation? _____ " (If heated above use an X)

(6)Is there a skylight? _____ If yes, approximate angle _____ Degrees Size _____ X _____

(7)Skylight Glass Type _____ Skylight Construction _____

Wall Information

(8)Wall Construction _____

(9)Side Wall Insulation R-Value _____ or thickness _____ " Exterior Insulation _____

(10)If room is in a basement what is the amount of wall exposure above grade _____ (11)Have fireplace? _____

(12)Exterior Door size: _____ " X _____ " Door Type _____

Fireplace Info _____

(14)Size of Door glass: _____ " Door Windows _____

(15)Direction _____ (16) Window Covering _____

(17) Storm Door _____ (18) Are there windows in the storm door? _____

(18)Exposed Walls:

Direction	Length	Unconditiond or Exposed
_____	_____	_____
_____	_____	_____
_____	_____	_____
_____	_____	_____

(19)Windows:	Direction	Qty	Construction	Glass	Window Frame Construction
_____ X _____	_____	_____	Construction _____	Glass _____	_____
_____ X _____	_____	_____	Construction _____	Glass _____	_____
_____ X _____	_____	_____	Construction _____	Glass _____	_____
_____ X _____	_____	_____	Construction _____	Glass _____	_____

Floor Information

20)Floor: Heated below? _____ Carpeted Other Amount of floor insulation R-Value _____ or Thickness _____ "

Slab on grade Information: Total exposed edge total length for this room _____ Edge insulation R-value _____

Help Page

Comfort-Calc Webpage

www.comfort-calc.net

Comfort-Calc Phone Number

717-877-9738

Add extra blank worksheets

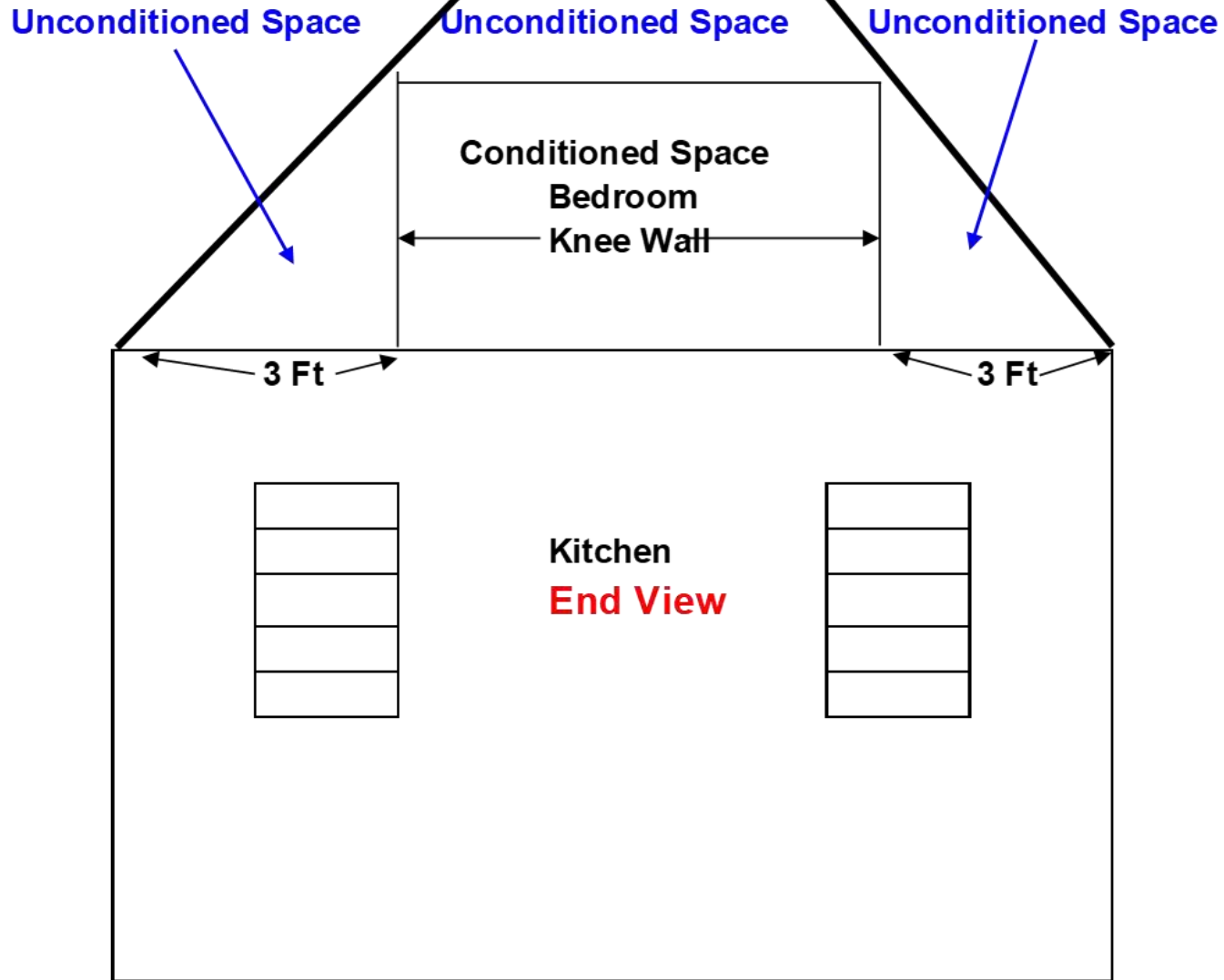
https://www.comfort-calc.com/allpages/PDF_Files/Print_Extra_Worksheets.PDF

Filling out forms Video

https://www.youtube.com/watch?v=mQLE-_4-M0g

Drawing #1

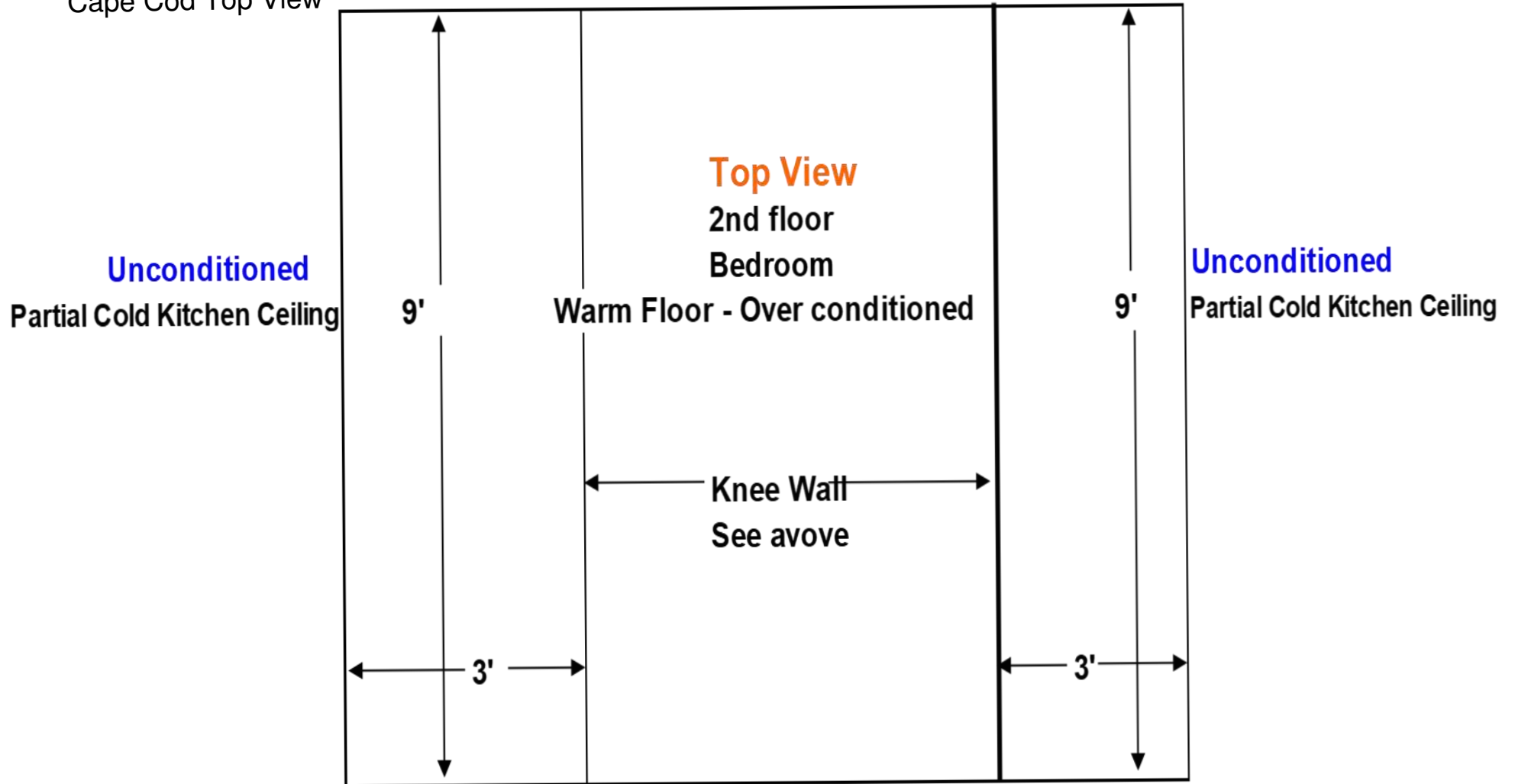
See Kitchen on Sample Worksheet



The ceiling area exposed to the second floor attic not under the heated room must be reported on the first floor room.

Drawing 2

Cape Cod Top View



Drawing 3

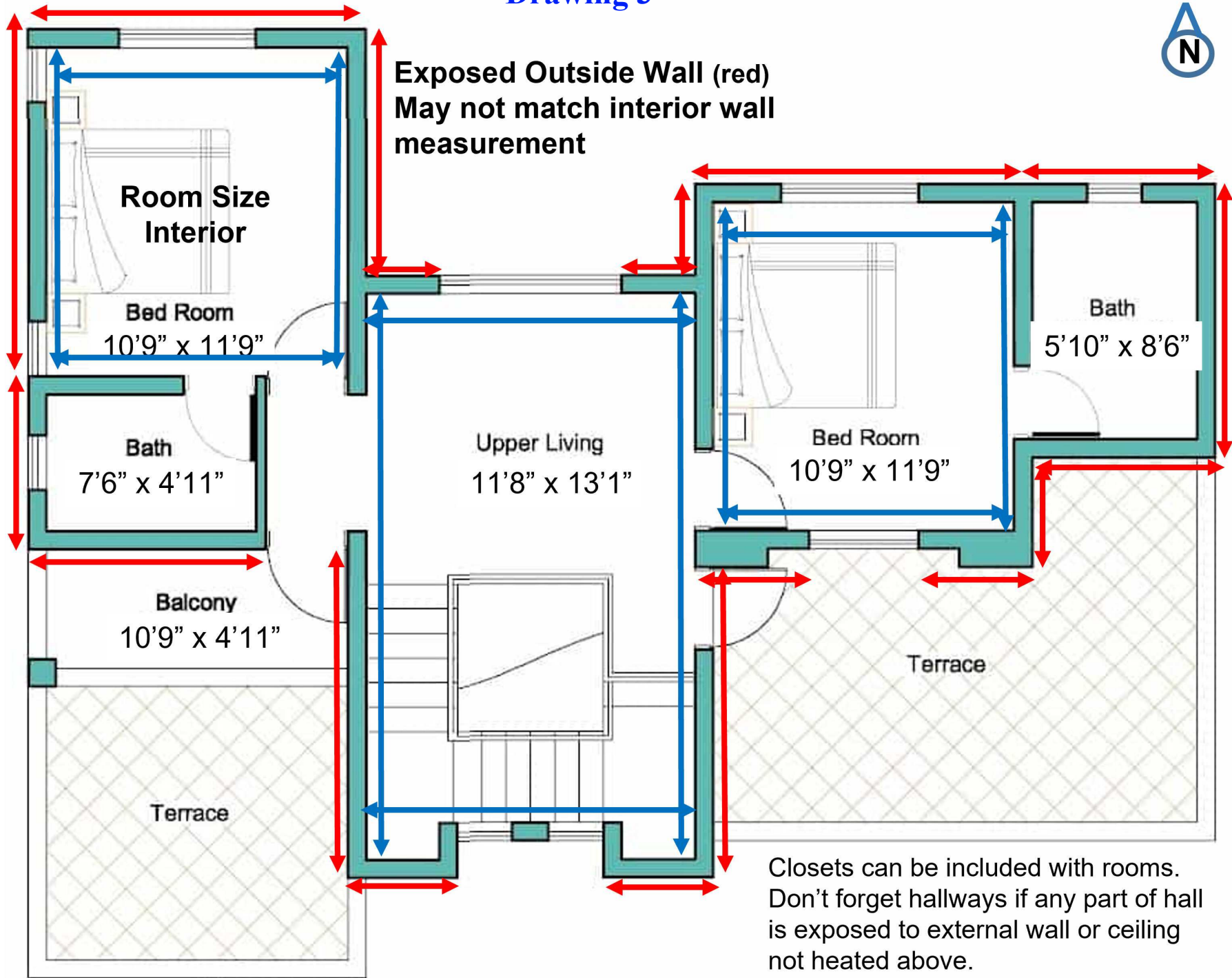
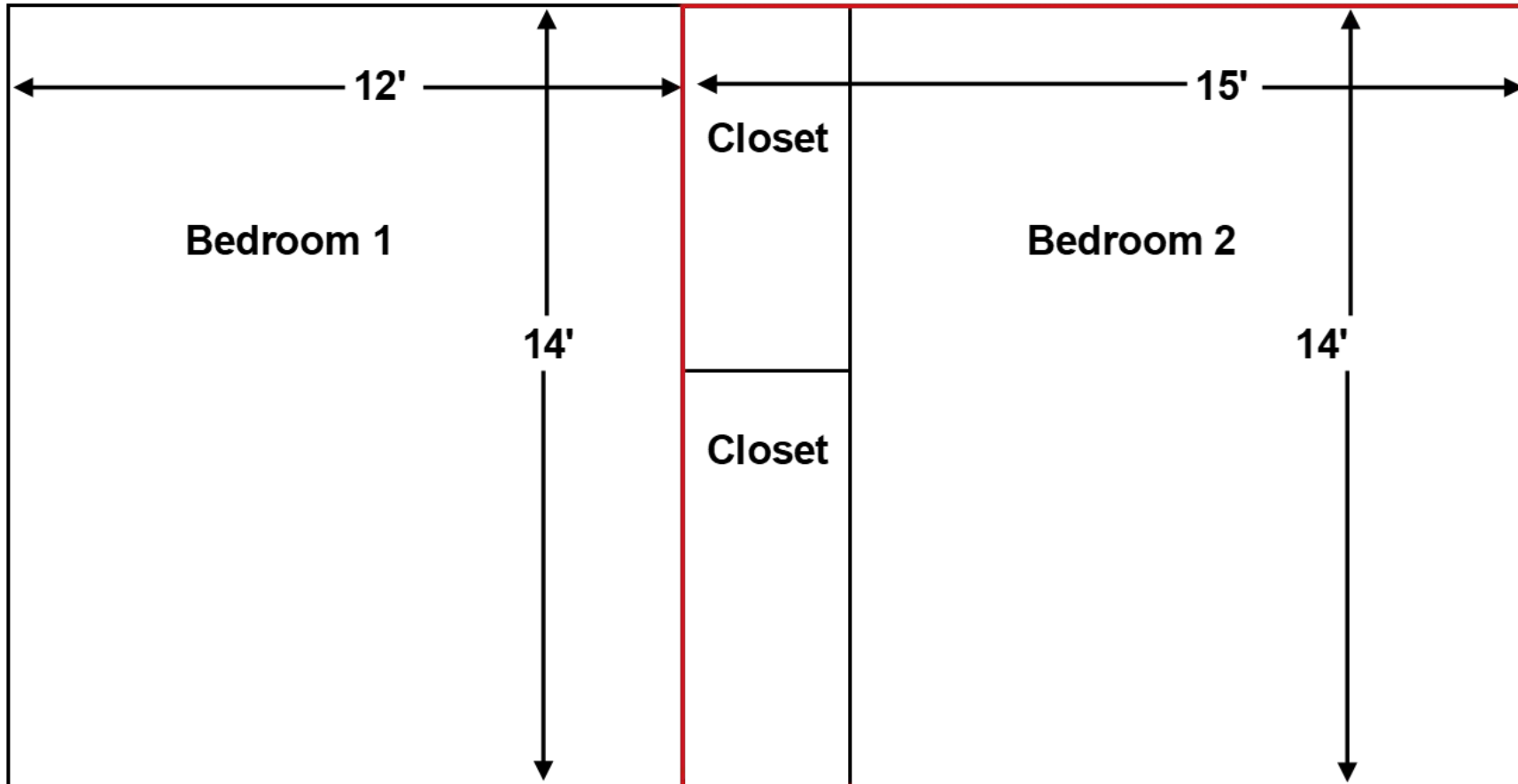


Image does not show measure arrows for all area

Drawing #4

Adding in closets



This is an acceptable way to include closets